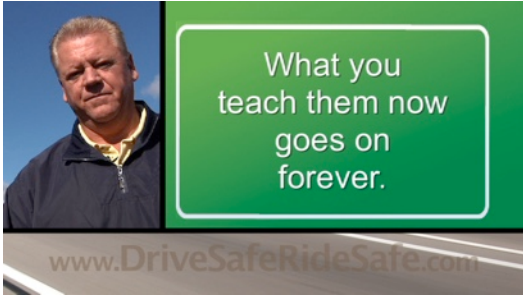





Roadworthy: A Parent's Guide to Teaching Teens to Drive

(12 Lessons to Keep Your Teen Alive Behind the Wheel)



What you teach them now goes on forever.

Lesson 1: The Ground Rules


Learn how your family should decide who handles behind-the-wheel practice, which vocabulary works best for instructions during practice-driving, and how to keep your time in the car stress-free.



Once it's a habit, they do it always.

Lesson 2: The Safety Checklist

Good habits can protect us for a lifetime. Your teen needs to know the four items on the Safety Checklist. Many adult drivers don't know some of the important tips in this lesson!



Coast around the parking lot.

Lesson 3: First Time in Gear

Good intentions aren't enough for driver training. Mike shares a story of a well-meaning mom whose first behind-the-wheel session with her teen ended in injury for both of them. These easy techniques will help your teen succeed.



Proper Hand Position:
9 & 3 or 8 & 4

Lesson 4: Fine Tune the Basics

Your teen's skills will advance in this lesson, with customized training methods to improve targeting and turning. Parents, recommendations about proper hand position may be different from when you learned to drive!



Your teen is a beginner!

Lesson 5: The First Road Trip

Improvement happens at a different pace for every novice driver. When your teen is ready to move out of the parking lot, follow these recommendations to make driving in residential areas as safe as possible.



50% of driving is freeway.


Lesson 6: Head Out on the Freeway

Learning to merge with traffic on a highway ramp is intimidating for young drivers and their coaches. Your teen must master this skill! These best-practice techniques make the process safe, easy and effective.



Lesson 7: Master the Country Roads

Mike calls these “the killer roads for our young people.” He explains the conditions that make country roads especially hazardous, and how your training can protect against a common mistake that’s often deadly for adolescent drivers.



Coast around the parking lot.

Lesson 8: Keep It Moving

Not all driving practice is created equal. Don’t waste your time with meaningless practice. Learn how to handle the challenges of bad weather conditions and technology. We also include a sobering explanation of insurance liability.



Proper Hand Position:
9 & 3 or 8 & 4

Lesson 9: Parallel Parking & 90 Degree Backup

Your teen must demonstrate these skills to pass most state road tests. Mike details your training steps with characteristic personality. “I don’t care if you have to jump into that other person’s lap; if you see the pole you can’t hit the pole!”



Your teen is a beginner!

Lesson 10: Defensive Driving

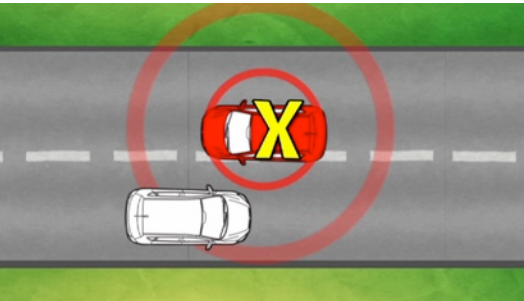
Learn the four major categories of collisions and how drivers of all ages can minimize risk with a defensive driving attitude and actions. Mike draws on his career experience as a crash investigator in this compelling lesson.



50% of driving is freeway.

Lesson 11: License Day

Having a birthday does not guarantee your son or daughter is ready to get a license. We share a simple, clear way to handle this decision with your own children, in a way that reduces conflict and will provide you with peace of mind.



Lesson 12: Start Early & Never Stop

Mike shares astonishing facts about crash-rates of teen and adult drivers, observations about common knowledge gaps for adolescents, and great ways to prepare and empower your younger children to “drive safe, ride safe” now.

Distracted Driving:

Surviving the new
"Drunk Driver"

BONUS LESSON: Distracted Driving: Surviving the new “Drunk Driver”

There are new risks on the road from distracted drivers. Mike talks about this problem in a very pragmatic way. Your teen needs to know this is a defensive driving issue!

