

# The Basics

## Chapter 1

### In this unit, students will learn:

State Requirements to Obtain a Permit and License  
License Classification  
Renewing or Replacing a License  
Parking Rules and Regulations  
Speed and Speed Limits  
Speed Pertaining to Field of Vision and Force of Impact  
Managing Risk When Driving  
Setting Ground Rules  
The Safety Checklist



This first chapter of our curriculum gives students a taste of what's ahead – in the classroom, at the DMV and on the road.

When I start teaching a new batch of students, I talk with them about the different kinds of information they're going to be learning. Some of it is "facts and figures" that they need to know to pass the permit exam. Some of it is what they need to understand to be a good defensive driver.

This lesson includes information in both of those categories. All the information is important, but I always try to emphasize how this will matter in the real-world environment.

Memorizing the number of feet that high-beam headlights shine is necessary to pass the test. But I'm a lot more concerned that students understand they should always dim those high-beams right away, to avoid blinding an approaching driver.

Passing the test is important. Knowing all the rules is important. Combining all of that with common sense and a respectful attitude for the responsibility of guiding a "3,000 pound missile" is what I really concentrate on with my own students.

Good luck teaching this first lesson, as your student begins to learn how to: "Drive safe, ride safe."

Sincerely,  
Mike Pehl



# The Basics

## Chapter 1

### Lesson Plan

1. If you have the Deluxe Edition please watch Chapter 1 of the classroom video series. The Basics, videos 1-9
2. Watch “Setting the Ground Rules” (Lesson #1 of the Roadworthy DVD) together. Discuss questions and concerns.
3. Student should read the following:

**Triple AAA How to Drive Book:**

Chapter 1-Managing Risk When Driving

Chapter 9-Basic Maneuvers in a Low Risk Environment

**MN Driving Manual:**

Chapter 1- Your Driver’s License

Chapter 3- Traffic Laws and Vehicle Operations

Chapter 7- Your Driving Privileges

Chapter 8- Driving Under the Influence of Alcohol and Drugs

4. After reading the above Chapters students should complete worksheet #1
5. Discuss correct answers for worksheet #1.
6. Watch “The Safety Checklist” (Lesson #2 of the Roadworthy DVD) together. Discuss the importance of the checklist.
7. Student should take Quiz #1.
8. If you purchased the Deluxe Edition package watch: (Scenes from the Salvage Yard) Introduction: where Mike explains the context of the salvage yard environment and emphasizes the importance of buckling up and practice driving for novice drivers. And then watch “Six Inches and a Telephone Pole” where Mike Explains the analysis of a vehicle, which includes details about the steering column, the jaws of life, and how a few inches can make a difference between life and death. Discuss how you feel about what you’ve learned and how it relates to your own driving.

### Enrichment

Add field research and data analysis to the lesson. Choose a safe location to observe traffic patterns at a specific intersection or roadway. Observe, document and track data related to factors such as quantity of vehicles, seat belt use, number of passengers, or risky behaviors like talking on cell phones or running yellow lights. Discuss the findings.

### Worksheet Answers

The answers can be found in your AAA “How to Drive” book or your MN Driver’s Manual in the pages listed below.

**Permit & License Requirements-**MN. Driving Manual- Chapter 1- Your Driver’s License

**License & Classifications-** MN Driving Manual-Chapter 1- Your Driver’s License

**License & Renewal & Replacement-** MN Driving Manual Chapter 1 – Your Driver’s License

**Losing your License-** MN. Driving Manual Chapter7- Your Driving Privileges, Chapter 8-Driving Under the Influence of Alcohol and Drugs

**Parking Rules and Regulations-** MN. Driving Manual Chapter 3- Traffic Laws and Vehicle Operations & AAA book Chapter 9- Understanding Vehicle Speed, needs, Natural Laws and Balance

**Speed and Speed Limit-** MN. Driving Manual Chapter 3- Traffic Laws and Vehicle Operations and AAA Chapter 3- Understanding Vehicle Speed, Needs and Natural Laws and Balance

**Speed and Field of Vision-** MN. Driving Manual Chapter 3- Traffic Laws and Vehicle Operations and AAA Chapter 3- Understanding Vehicle Speed, Needs and Natural Laws and Balance

**Force of Impact –** MN. Driving manual Chapter 3- Traffic Laws and Vehicle Operations and AAA Chapter 3- Understanding Vehicle speed, needs, natural laws and Balance

# The Basics

## Chapter 1

### The Basics: Worksheet 1

#### Permit and License Requirements

1. How old must you be to obtain an instruction permit? **15**
2. How old must you be to qualify for a provisional driver's license? **16**
3. Are there any exceptions to these age restrictions? **Yes, farmer's permit and special medical license.**
4. How long must you have your permit before you are eligible to take the road test? **Six months without a moving violation or at-fault crash.**
5. When you apply for a permit or a graduated driver's license, do you have to have a parent or guardian with you (if you have not yet reached the age of 18)?  
**No, but they must sign the application before a permit or license will be issued.**
6. What must you bring with you to the exam station in order to take the permit test? **You must bring your blue slip, a certified copy of your birth certificate, and your social security card and any glasses or contacts you wear. Upon passing, you must have the application signed by a parent or guardian and money to pay the fee. If your parent or guardian is not present, they will have to go in at a later time or get a notary to stamp the application to verify that the appropriate signature was obtained.**
7. Do you always need to have your permit in your possession when you drive? **Yes, even on a behind-the-wheel lesson.**
8. When you drive with a permit, who must be in the car, where must they be seated, and what age must they be?  
**A licensed driver, 21 years or older, sitting in the front right passenger seat. They must be awake and sober.**
9. Once you have your permit do you need to take a behind-the-wheel lesson before you can drive with your parents or a licensed adult?  
**No, we recommend getting a minimum of 10 hours of practice before your first lesson and between every lesson after.**
10. If you fail the vision test (either when you apply for your permit, license, or renewal,) what do you have to do? **You must see an eye doctor and have corrected vision of at least 20/40.**

# The Basics

## Chapter 1

### License Classifications

11. What are the 4 different classes of licenses? **A, B, C, D**

12. What can you drive with each class of license?

**Class D:** You can drive any single unit vehicle that does not weigh more than 26,001 pounds and is not meant to carry more than 15 people, including the driver. Basically regular cars, vans, and pickups. Excludes motorcycles, as well as regular cars, vans and pickups that transport hazardous chemicals.

**Class C:** Valid for all vehicles in Class D license. You may also carry hazardous materials in a Class D vehicle. Plus, you can drive a small school bus designed for 15 passengers or less including the driver. (To drive a small school bus you must have a school bus and passenger endorsement). Basically a small school bus.

**Class B:** Valid for all vehicles in Class D and C, plus regular buses with the proper passenger and school bus endorsement. Basically a school bus or city bus and single axle trucks, like snowplows and gravel dump trucks.

**Class A:** Valid for any vehicle or combination thereof (semi-tractor/trailer). It is the “highest” class of license. Endorsements required for buses, school buses double and triple trailers, hazardous, tanks, and motorcycle.

13. What is required to get a motorcycle license? **A motorcycle endorsement. You must have a minimum of a Class D license and you must pass a motorcycle written and skills test.**

### License Renewal and Replacement

14. After your “Under 21 Class D” license expires, how often do you have to renew it? **Every 4 years**

15. What is the amount of time you have to apply for a new license if:

Your address changes within Minnesota or if your name changes: **30 days**

You move from one state to another: **60 days**

You move from one country to another: **90 days**

### Losing Your License

16. There are four ways to lose your driving privilege. What are they? **Revocation, suspension, cancellation, and disqualification**

17. Why would your license be revoked and how do you get it back? (List a few)

**Refusing to submit to a Breathalyzer • being convicted of a DUI/DWI • being convicted of fleeing a police officer • failure to stop, identify yourself, and render aid if you’re involved in an accident • knowingly driving a vehicle without insurance.**

18. Why would your license be suspended and how do you get it back? (List a few)

**Receiving too many traffic tickets • Failing to pay your speeding or parking tickets • Failure to show up in court to pay motor vehicle fine • Failure to file a crash report with DVS within 10 days of a crash.**

# The Basics

## Chapter 1

19. What does cancellation mean? Why might it occur?  
***If your license is cancelled, you will most likely not get it back. This can happen • if you have suffered a mental or physical disability making you incapable of driving • if you cannot pass the tests necessary to drive • if you give false or misleading information on your license application • if you have committed a crime for which cancellation is a punishment • if you do not qualify for a license.***
20. What is the reinstatement fee if the license was revoked for alcohol or drug reasons? **\$680**
21. How long can your road test be delayed if you get a moving violation or have an at-fault crash while you are driving with your permit? ***Six months from the date of the incident.***

## Parking Rules and Regulations

22. How many inches from the curb should you park? ***No more than 12 inches***
23. How many feet from a fire hydrant should you park? ***10 feet***
24. How many feet away from an uncontrolled intersection must you park? ***20 feet***
25. How many feet away from a controlled intersection must you park? ***30 feet***
26. How many feet away from train tracks must you park? ***50 feet from the rails***
27. Which direction should you turn your wheels if you are parking downhill? ***Right***
28. Which direction should you turn your wheels if you are parking uphill with a curb? ***Left***
29. Which direction should you turn your wheels if you are parking uphill without a curb? ***Right***
30. What is double parking? Is it illegal? ***Parking on the traffic side of a vehicle parked on the curb. It is illegal, except for delivery vehicles in the downtown area.***

# The Basics

---

## Chapter 1

### Speed and Speed Limit

31. What does the Posted Maximum Speed Law mean?  
***Do not drive faster than the speed posted on the signs in the area***
32. What is the Statutory Speed Law? ***The speed limit is set by law for areas that do not have speed limit signs posted.***
33. What is the **Legal Statutory Speed Limit** in an alley? ***10 MPH***
34. What is the **Legal Statutory Speed Limit** on an urban (city) street? ***30 MPH***
35. What is the **Legal Statutory Speed Limit** on a highway? ***55 MPH***
36. What is the Basic Speed Law?  
***Never drive faster than conditions allow (road, weather, traffic, and vehicle).***
37. If there is a minimum speed limit, can you drive under it at night? Why or why not? ***No - driving too slowly, especially at night with poor visibility, is dangerous.***

# The Basics

## Chapter 1

### Speed and Field of Vision

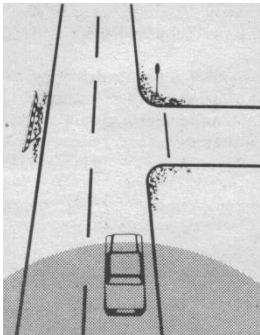
Your field of vision includes all the area that you can see. It includes your central vision which identifies details, color, etc. and your peripheral vision, which is left and right up to a total of 180 degrees for most people. It detects movement, masses, and shapes.

Your peripheral vision acts as radar to attract your attention; the central vision scans and identifies. The images transmitted to the brain by your two eyes are transformed into a three-dimensional image. This produces the ability to judge distance, depth perception, and measure relative speeds. All of these abilities are affected when driving at night at various speeds.

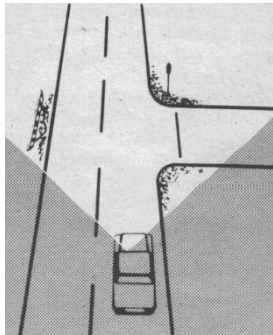
Your field of vision decreases with increased speed. When things become blurry at higher speeds it is called "speed smear". You also become less and less able to see what is happening to the sides. Below are illustrations at various speeds showing how limited your field of vision becomes even at only 55 m.p.h.

38. Is your vision more limited at higher speed or is it less limited? **Your field of vision becomes much more limited.**


39. If your peripheral vision is equally balanced side-to-side, is that also true of your "vertical peripheral vision"? **No "Vertical peripheral vision" is not equally balanced. You see more BELOW your focal point than you do above. This relates directly to the risks of texting, as well as to a tendency of aging drivers to drop their gaze lower and "hyper-focus" on the car directly in front of them.**




**Stationary**  
180° or more



**20 MPH**  
Reduced to 2/3



**40 MPH**  
Reduced to 2/5



**55 MPH**  
Reduced to 1/5

### Force of Impact

When a moving vehicle collides with another car or stationary object the impact is called Force of Impact. The factors affecting this force are the energy of the vehicles and the distance traveled. The speed of the oncoming vehicle adds to your speed. So, if you are traveling at 30 mph and you collide with someone going 30 mph, the force of impact would be the same as going 60 mph and hitting something stationary.

40. If you are going 55 mph and you hit someone going 65 mph, what will the force of impact be? **120 mph.**  
**Also remember that the # of pound of impact can be computed by taking mass X speed.**

# The Basics

## Chapter 1

### The Basics: Quiz 1

1. The Blue Slip is the same thing as your permit? True or **(False)**
2. What age do you need to be to obtain a learner's permit?
  - a. 14
  - b. **(15)**
  - c. 13
  - d. 18
3. What is it called if you lose your driving privilege because you didn't pay your parking tickets?
  - a. Cancelled
  - b. Revoked
  - c. Recalled
  - d. **(Suspended)**
4. The test or tests you must pass to obtain your learner's permit are called:
  - a. Skill Maneuvers
  - b. Road Test
  - c. Final exam
  - d. **(Written and Vision)**
5. What can you do after you complete the 30 hour classroom course?
  - a. You can go and take your permit test at a local DMV
  - b. You can schedule a time to take your driver test
  - c. You can start legally driving
  - d. **(You can fill out the DMV affidavit form and send it into the DMV to get a certificate of completion)**
6. If under age 18 your parent / guardian must sign the permit application to make it valid. **(True)** or False
7. What is the legal speed limit in an alley?
  - a. 30
  - b. 15
  - c. **(10)**
  - d. 25
8. Your field of vision increases with increased speed. True or **(False)**
9. If you are traveling at 30 mph and hit another car head-on that is traveling at 30 mph, the force of impact would be:
  - a. 70 mph
  - b. 30 mph
  - c. 15 mph
  - d. **( 60 mph)**



# The Basics

## Chapter 1

10. What two types of vision make up your field of vision?
- rear view & side
  - blind spot & peripheral
  - (peripheral & central)**
  - central & rear view
11. What is the minimum class of license you need to drive a motorcycle?
- (Class D (with motorcycle endorsement))**
  - Class A (with motorcycle endorsement)
  - Class C (with motorcycle endorsement)
  - Class B (with motorcycle endorsement)
12. What is the name of the type of license you get when you're under 21?
- Restricted, Under 21 Class D license
  - (Provisional, Under 21 Class D license)**
  - Under age, Under 21 Class D license
  - Endorsed, Under 21 Class D license
13. When taking the vision test you must have corrected vision of at least 20/30 to pass. True or **(False)**
14. How close can you park to a railroad crossing?
- 25 feet
  - 30 feet
  - 100 feet
  - (50 feet)**
15. The basic speed law says:
- You might need to go slower than the speed limit on snowy or icy roads
  - Follow the limits on the signs that are posted
  - Don't drive faster than conditions allow
  - (Both a and c)**
16. Driving under the minimum speed limit on the freeway is legal if you forgot your glasses and are having a hard time seeing. True or **(False)**
17. If under age 18 you are required to take 30 hours of classroom training. **(True)** or False
18. To be able to drive with a learner's permit, you must:
- Drive with your parents only during the daytime
  - (Drive with a licensed adult (over age 21) who occupies the front-right seat.)**
  - Have your blue slip with you and an adult (over age 21) who occupies front seat
  - Drive with anyone over 21, not necessarily a licensed person as long as it is a family member
19. Do you need to have your permit in your possession when you drive?
- No, it can be in the main vehicle you drive
  - (Yes, at all times, even on a behind-the-wheel lesson)**
  - No, it's okay if you forgot it at home
  - Yes, but not on a behind-the-wheel lesson because you are with an instructor

# The Basics

## Chapter 1

20. After your provisional license expires at age 21, how often must you renew it?
- a. **(Every 4 years)**
  - b. Every year
  - c. Every other year
  - d. Every 3 years
21. How close can you park to a fire hydrant?
- a. 20 feet
  - b. 25 feet
  - c. 15 feet
  - d. **(10 feet)**
22. What must you take to the exam station to be able to take your road test?
- a. Your permit which must be valid for 6 months or longer
  - b. A parent
  - c. Your white slip
  - d. **(Both a and c are correct)**
23. What test do you have to retake to get your license reinstated after revocation?
- a. Written test
  - b. Vision (eye test)
  - c. Road test
  - d. **(All of the above)**
24. The reinstatement fee for an alcohol-related revocation is:
- a. \$290.00
  - b. **(\$680.00)**
  - c. \$18.50
  - d. \$9.50
25. Speed is not a factor in most accidents. True or **(False)**
26. You need a motorcycle endorsement with at least a Class D license to drive a motorcycle. **(True)** or False
27. When you park uphill with a curb, you want to turn your wheels to the right. True or **(False)**
28. You can park no closer than 20 feet from an uncontrolled intersection. **(True)** or False
29. If you move to another address within MN or change your name, you have 15 days to notify the Department of Public Safety so you can get a new driver's license. True or **(False)**
30. At a stationary position, how many degrees of peripheral vision do you have?
- a. 360
  - b. 90
  - c. **(180)**
  - d. 45